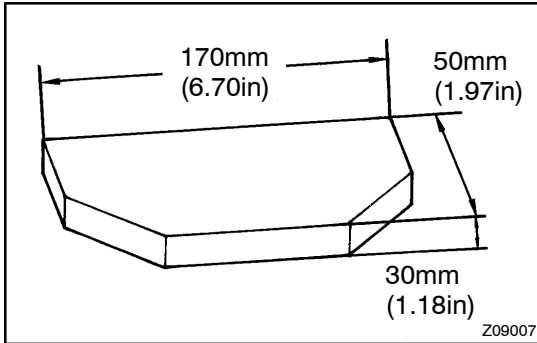


## DISASSEMBLY

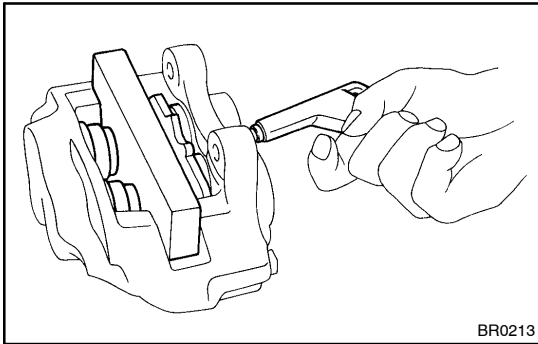
### 1. REMOVE CYLINDER BOOT SET RINGS AND CYLINDER BOOTS

Using a screwdriver, remove the 4 cylinder boot set rings and 4 cylinder boots from the caliper.



### 2. REMOVE PISTONS FROM CYLINDER

(a) Prepare the wooden plate to hold the pistons.

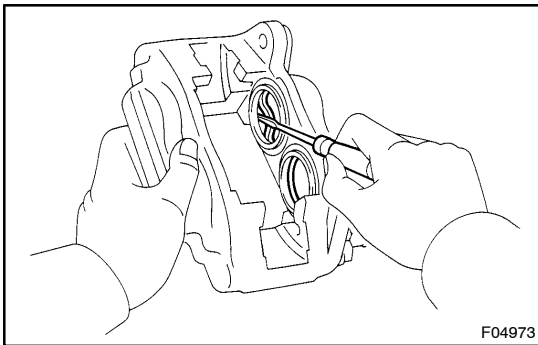


(b) Place the plate between the pistons and insert a pad at one side.

(c) Use compressed air to remove the pistons alternately from the cylinder.

#### CAUTION:

**Do not place your fingers in front of the piston when using compressed air.**



### 3. REMOVE PISTON SEALS FROM BRAKE CYLINDER

Using a screwdriver, remove the 4 piston seals from the cylinder.